

Boy Scout Advancement Camp



Summer Camp Session

July 12 - 18, 2015

Sunday afternoon through Saturday morning



Changes from Last Year

Rancho Alegre has made several policy and program changes since last year in order to keep our costs down. We hope that you will understand that these changes are in the best interest of your unit and your Scouts.

- We can no longer accept credit or debit card payments for payment of camp fees. The Council is charged 3% of the amount charged as a processing fee. Consequently, a \$3,000 credit card charge costs the Council \$90.00. Last year nearly \$1,000 in bank charges were diverted from program use to absorb these payments. It should be noted that the Council does not pay a fee on funds drawn directly from your account through the ACH process. Therefore, we will gladly accept these fund transfers.
- Effective this year there will be a \$100 charge for each unit using one for the three camp sites with cabins (Comanche, Cherokee, and Sioux). Normally, Comanche campsite is for the Provisional Scoutmaster and this cabin is provided without charge to the individual serving in this capacity.
- One of the best features of Rancho Alegre is the ability for adult leadership to change out during the week. We call this "shared leadership". In the past we have not charged additional for this even though we do incur some cost. We are implementing a \$10 fee for each Shared Leader to cover these incidental costs beyond the first leader who will be charged at the appropriate adult leadership fee described elsewhere in this Guide.
- All adult leaders attending camp must be registered members of the Boy Scouts of America and have completed required BSA Youth Protection Training within the two years prior to the start of camp. The Camp will offer a Youth Protection Training class for any leader who needing this on Monday at 10 am in the Dining Hall.
- In an effort to allow more free time for campers, the camp will be offering more recreational opportunities during Period 5 (4:00 to 5:00 pm) daily and no instructional classes. During the week there will be opportunities to obtain a Totin' Chit or Firem'n Chit. Friendship Lodge Handicraft Center will be open Monday through Thursday during this time.
- To get back to Scouting's roots of outdoor activities during summer camp, Rancho Alegre will be offering a wider variety of Scoutcraft merit badges. Returning this year will be Indian Lore, Pioneering, Orienteering, and Geocaching. We will not be offering the Sustainability Merit Badge as the requirements are directed to activities at home and participation of family members.
- We will continue our normal selection of Nature Merit Badges during camp, however our Nature Director will also preview a different merit badge topic each day during Period 5 in which he will cover the requirements of that merit badge in the Nature series and give helpful guidance to assist the Scout after he returns home from camp.
- Camp t-shirts will be available for pre-order beginning May 1st. Shirts pre-ordered before June 15 will cost less than those for sale in the trading post during camp. Forms will be mailed in the spring for units wishing to utilize this offer.



MESSAGE FROM THE CAMP DIRECTOR

As you look through this booklet about the many camping and training opportunities being offered here in the Los Padres Council, I hope you are pleased with our effort. Even if you have committed your unit to another camp, there is always the opportunity for that new Scout or Scout with other commitments to come to Rancho Alegre for a summer camp experience. We would also ask you to think about making Rancho Alegre **your** summer camp not only this year, but in future years.

As a number of Council units are attending BSA High Adventure Programs at Philmont and Northern Tier this year during July, we are offering only one week of summer camp this year (July 12-18). We should be returning to two weeks next year.

Our camp staff is committed to making Summer Camp an enjoyable experience in which a Scout can mature, learn, and develop as a leader. Our program reflects the needs of the First Year Scout as well as the needs of the older Scout who thinks there is little new in Summer Camp. That's why we offer several non-traditional summer camp merit badges at summer camp each year.

We begin our planning by listening to the campers and leaders. We talk to them about needs and we eagerly read your evaluations of each session. We want to supplement your unit program, but most of all we want your Scouts to have fun in a learning outdoor environment.

Before I close I do need to stress the requirement for advance registration of participants using the on-line registration program at www.lpcbsa.org. Leaders having difficulty establishing an account should contact me at Alegre@Hughes.net and I will be glad to walk you through the process. As I write this in the fall, we are beginning the process to hire camp staff and order supplies for next summer. Just as you need to commit to vacation time off at work in the early fall, we too must plan.

As your Camp Director, I want to assure you that we listen to your concerns and needs. We look forward to seeing you this summer at Rancho Alegre. You can reach me via email at rwalsh@bsamail.org or Alegre@Hughes.net.

Ron Walsh
Camp Director



Table of Contents

Why Boy Scouts Need Resident Camp	4
About Rancho Alegre	5
How to Get to Rancho Alegre	5
Map of Rancho Alegre	6
Preparing for Camp	7
Parent Information	8
Special Dietary, Medical, and Program Needs	9
What to Bring to Camp	10
Arrival at Camp	12
Some Camp Rules and Information	13
Fire Safety Rules	14
Some More Safety Rules	15
Theme Page – Soaring High	16
Boy Scout Advancement Camp	17
Advance Registration Process	18
Registration Forms	19
Summer Program Overview	24
Merit Badges	
Camp Readiness Checklist	25
Overview of Classes & Sign-up Form	26
Aquatics	27
Shooting Sports	29
Government, Health & Safety	30
Handicrafts	33
Nature	35
Occupational	37
Scoutcraft	39
Athletics: Physical Fitness and Low COPE	40
Keys to Successful Merit Badge Completion	41
Trail to First Class	42
Special Camp Programs	44
Special Adult Programs	46
Top 10 Reasons to attend Rancho Alegre	47



Why Boy Scouts Need Resident Camp

The Boy Scout program is based on many outdoor skills and, by learning and using these skills. Boy Scouts prepare for responsible adult lives.

Troop meetings, hikes, and overnight camps give boys the opportunity for advancement, leadership experience, and the ability to live with others—under the wise counsel of a Scoutmaster who sets an example for the boys he leads.

Resident Camp—usually 6 or 7 days in length is the highlight of the troop’s year-round program. In the Boy Scout training center, boys live Scouting’s ideals, participate as members of a patrol, make strides in their personal growth, and have opportunities for advancement and other meaningful programs.

With a trained staff, the Resident Camp helps the troop, the patrol, and the individual Boy Scout. The resident camp experience strengthens the troop by providing a goal toward which the troop can strive to prepare throughout the year. Resident Camp is an integral part of a troop’s total program.

Quality of the Resident Camp Program speaks for itself. If the camp program is up to—and beyond the expectations of boys and leaders, they return for more.

Troops that regularly have a Resident Camp experience are usually the ones that have good year-round program, maintain continuing interest among youth members, and have the support of adults, parents, and the chartered organization.

These troops see many values from resident Camp, including:

- **Troop Program:** Camp becomes an extension of the year-round outdoor program and provides a 24 hours a day for a week to participate in the Scouting program.
- **Influence of the Scoutmaster:** There are many opportunities for the troop leaders to know the Boy Scouts, to be able to work with them, and to provide a high-quality influence on their lives.
- **Camp Staff:** The troop is served by a highly qualified group of adults and young men and women who offer various skills related to Scouting and for other camp activities.
- **Advancement:** Boy Scouts have advancement opportunities—most of which are not as easy to find at home—and find an inspiration to advance because of the camp surroundings.
- **Challenges:** In the environs of the resident camp, boys find that they can stretch to new challenges because of the variety of programs made available.
- **Patrol Method:** Day and night, the smaller group in the troop under the leadership of a boy leader learns how to work together and to become a special democratic entity.
- Afterwards, the troop returns home with a new enthusiasm that carries on in the regular troop program during the following months. Skills learned at camp continue to be practiced during troop meetings, on hikes, and at overnight camps.

Capture the adventure of a week-long camping experience with your troop. Remember, Scouting helps boys grow into good young men through a vigorous program of outdoor activities and the leadership of outstanding Scoutmasters.



About Rancho Alegre

Located on San Marcos Pass Road (Highway 154) just 20 miles from beautiful Santa Barbara, Rancho Alegre is one of two Scout Camps operated by Los Padres Council. Over 200 acres of forested land, this camp is able to offer a quality Scouting experience to troops of Los Padres Council and by visiting units from other Councils.

The camp is located adjacent to Los Padres National Forest and Lake Cachuma with a panoramic view of the Figueroa Mountains.

Rancho Alegre's Boy Scout program places heavy emphasis on advancement through its Trail to First Class and Trail to Eagle programs. The first year Scout or the Scout in his final stages of Eagle advancement will find what they need to make Scouting come alive and supportive of their individual goals.

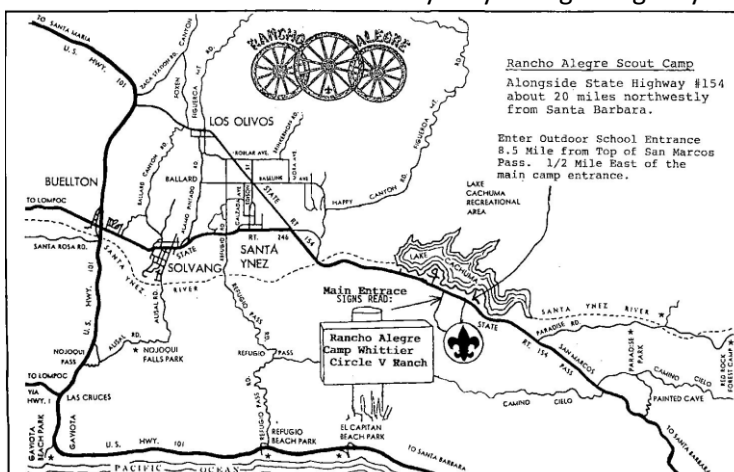
Since 1965 Rancho Alegre has served Scouts in the South Coast through the generous contributions of local business partners and Scouting supporters. The Council operates this year-round facility with its Outdoor Nature School and different weekend and summer Scouting programs.

The camp features a newly-renovated outdoor pool, a small lake for boating, rifle and shot gun ranges, archery range, nature facilities, dormitories, and centralized dining facility. So whether it is your summer resident camp, a weekend outing, or a training opportunity, Rancho Alegre is here to serve you.

How to Get to Rancho Alegre

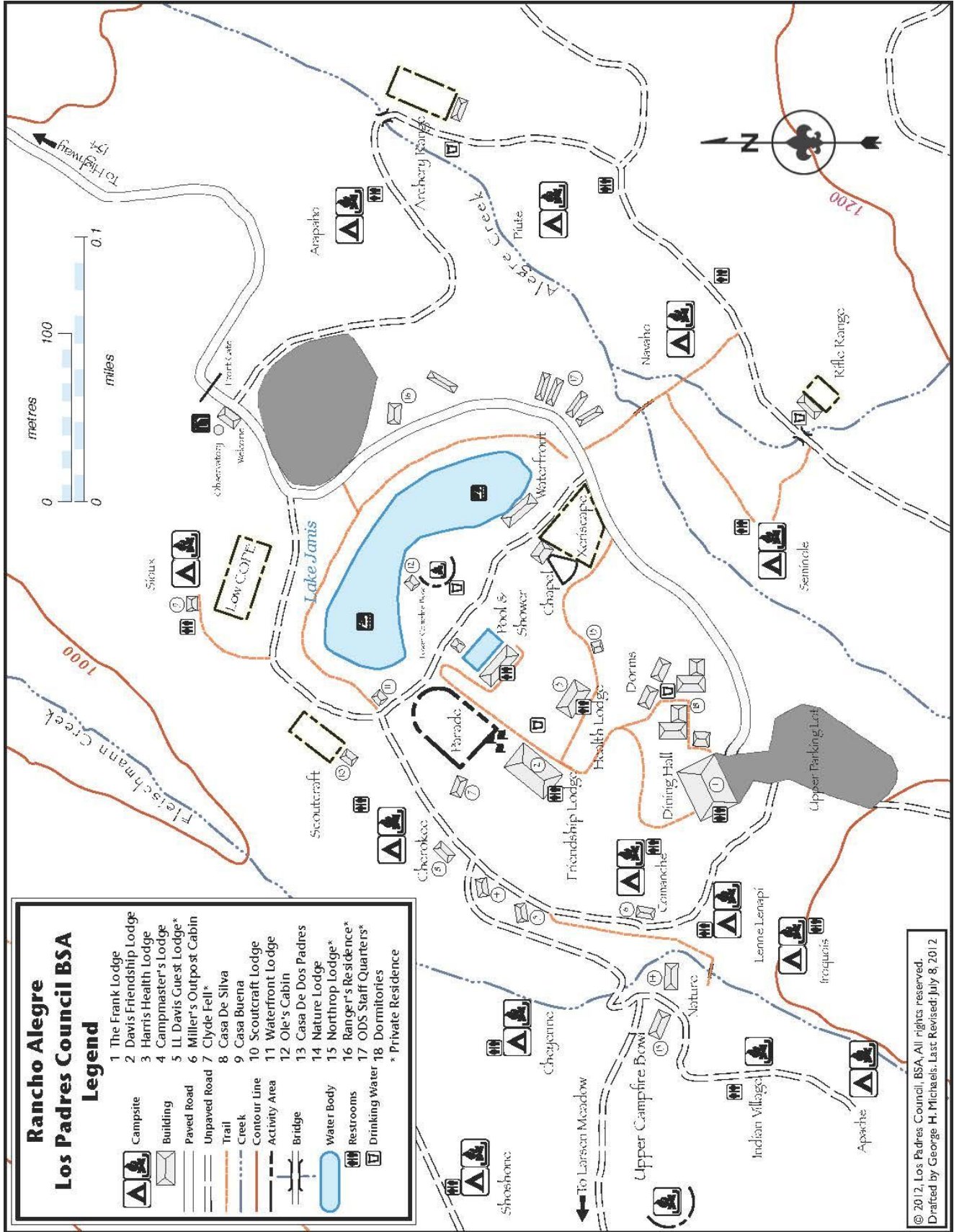
Whether you are coming from the North or the South on Highway 101, take the Highway 154 exit.

Southbound traffic will exit Highway 101 midway between Los Alamos and Buellton and travel approximately 16 miles to the camp entrance. Do not take the first entrance labeled Rancho Alegre. Continue an additional ½ mile to you see the Emergency Telephone Call Box (16.3 mile marker) on your left. The entrance is immediately on your right. Signal your turn intentions well before the entrance.



Northbound traffic (Santa Barbara) will take Highway 154 approximately 17 miles. At the emergency telephone box labeled 16.3 miles turn left into the camp's driveway. Go up this drive approximately one mile to the camp. The left turn at this location is considered dangerous so it is best to pull off to the right and wait for no traffic to make a left into the driveway.





© 2012, Los Padres Council, BSA. All rights reserved.
 Drafted by George H. Michaels. Last Revised: July 8, 2012



Preparing for Camp

Preparing for camp is an important part of assuring that your Scouts have a quality experience at Rancho Alegre. There are six important steps your unit needs to take to properly prepare for camp:

1. Plan for your Scouts advancement and programs at camp.
2. Sign up for merit badges and programs.
3. Make sure that each boy has read the merit badge pamphlet(s) and completed all prerequisites that need to be completed prior to arrival at camp.
4. Assure that each boy and adult leader has properly completed medical forms and parental permissions with them when they arrive at camp.
5. Make sure all payments and forms are sent in prior to your arrival at camp.
6. Notify Rancho Alegre camp management of any special medical, diet, and or program needs 15 days before you attend camp.

EXPERIENCE TELLS US —

There is no teacher like experience, so here are a few thoughts on how to get the most out of summer camp, taken from the comments and observations made by Scoutmasters and Staff in prior years.

Summer camp is not a merit badge “mill” where you pay a fee and automatically receive three or four badges. Merit badges are just one part of our program. Scouts that take advantage of other exciting programs, in addition to merit badges, will have the best camp experience.

For first year campers, two merit badges are generally considered enough. The Scout will be most successful if they are badges that he can complete during the week, not badges that require too much skill for a young Scout. **Rank advancement and Scout Skills should be the emphasis for first year campers.**

For older Scouts, we suggest that they not work on more than four merit badges during the week. They will usually be working on more difficult badges that will require even more of their time. Some merit badges require time outside of class in order to complete them. This takes some self-discipline that the younger Scouts may not yet possess.

Be aware of which badges that require higher skill and physical strength. Examples from our offering include Lifesaving, Rifle and Shotgun Shooting, and Archery.

Just as they schedule merit badges, Scouts also need to be encouraged to schedule time to work on those badges out of class. Even more importantly, they need time to take part in other aspects of the total camp program—take a hike! Spend some time in a canoe! Try their hand at a handicraft. Or just spend time with their friends!

And don't forget to schedule some rest time, too! That's right, some time to just sit back and enjoy the wilderness around you. This goes for adult leaders as well as the Scouts.



Parent Information Letter

Here is a **sample** letter Scout leaders can send to the parents of Scouts attending camp:

We are going to Rancho Alegre Scout Camp which is located near beautiful Lake Cachuma on Highway 154 about 20 miles north of Santa Barbara. We will meet at _____ (location). We will leave at _____ (time), so please be early. It is approximately a _____ hour ride to camp.

Make sure your son brings a sack lunch as lunch is not provided on the day our unit arrives at camp.

We will be returning home on _____ (date) at approximately _____ (time). Please be ready to pick-up your son and his gear at that time. If there is any delay in transit, we will make every attempt to notify you by our cell phones.

The cost for the week at camp is \$375 (to \$425). Your son will need additional money for trading post items, souvenirs, and to pay for some merit badge costs like rifle and shot gun shooting, archery, leatherwork, woodcarving, Indian Lore, pioneering, and basketry. The camp merit badge guide has estimates of what these projects will cost.

Mail is delivered to camp once a day and a letter or postcard can take anywhere from one to three days to get to camp. The letter from home can be one of the greatest cures for homesickness and getting down to work. Because of the extra time and handling involved, please do not send mail or packages that have to be signed for. Our experience shows that many of these items are returned to the sender instead of reaching your Scout as camp has ended.

Address mail to campers as follows:

Scout's Name
Troop # _____, Rancho Alegre
2680 Highway 154
Santa Barbara, CA 93105

Emergency phone number for camp: (805) 686-5167; fax (805) 686-5175.

Camp email: alegre@hughes.net

There is plenty to do at camp so each Scout should come prepared. Do written work early, read the merit badge pamphlet at home, start now on any projects.

Call me _____ at _____ if you have any questions.



Special Dietary, Medical, or Program Needs

We will endeavor to accommodate any special medical dietary requirements, medical, or program needs of your Scouts and adult leaders. We need to know what these are, so we have time to make accommodations for your needs.

We plan each meal with a vegetarian offering. Attendees who do not eat meat should identify themselves to the food service staff on the first day of your program.

While we endeavor to have foods available for those with dairy and wheat allergies, if one of your attendees has extreme allergies, parents may want to send meals to camp. These may be stored in the camp kitchen and served in place of the camp food. Meals will need to be labeled with the Scout's name and unit number. We are unable to provide detailed ingredient lists in advance. We will make every effort to accommodate your needs. The Scout **MUST** identify himself to the food service staff as someone that has special medical dietary restrictions. As much of our food is served cafeteria style, the Scout must be responsible for food choices that meet his medical dietary restrictions.

Accommodations can be made in many of our program areas for those with physical limitations. We encourage all Scouts to do their best and challenge themselves. Just let us know what your needs are and we will do our best to help.

Please email all special requests to Ron Walsh at rwalsh@bsamail.org or you may call the camp Food Director at (805) 686-5167.



Campers enjoy the great food at Rancho Alegre. Each meal has a vegetarian option.

Hardy, healthy, nutritious, and plentiful are just some of the words to describe our great camp food. Our year-round kitchen staff are BSA employees and not those of a for-profit firm.



What to Bring to Camp

Clothing

- Full Scout Uniform
- Poncho/Rain Gear
- T-shirts (6 or more— *All Scout appropriate*)
- Tennis Shoes
- Swimming Trunks
- Hat or Visor
- Hiking Boots and Heavy Socks
- Jacket/Sweater
- Rugged Long Pants
- Underwear (six pair)
- Socks (six pair)
- Pajamas
- Handkerchief
- Mesh Laundry Bag

Camp Necessities

- Sleeping Bag
- Flashlight with Fresh Batteries
- Canteen or Water Bottle (32 oz. capacity preferred)

Toilet Kit

- Toothbrush/Toothpaste
- Comb and/or Brush
- Hand Soap
- Bath and Beach Towels
- Sunscreen
- Insect Repellent
- Kleenex
- Medication

Suggested Items

- Sunglasses
- Compass
- Camera
- Air-Mattress and/or small pillow

Merit Badge/Advancement Items

- Scout Handbook (Centennial Edition)
- BSA Fieldbook
- Pencil/Pen & Notebook
- Personal First Aid Kit
- Blue Cards for Merit Badges
- Any Merit Badge Partial Cards Any prerequisite work done on Merit Badge prior to camp
- Merit Badge Books and Worksheets
- Special program items noted in Merit Badge list on pages below.

DON'T FORGET

- Camp Medical Forms
- Firearm & Program Consent Forms
- Spending Money for merit badge and program projects and special activities
- Special items that you may need to complete some merit badges.



Troop Equipment

- ___ Tents for participants
- ___ Dining Fly
- ___ American flag
- ___ Troop flag
- ___ Patrol flags
- ___ Tour Planning aka Tour Permit
- ___ Addresses and phone numbers of parents on vacation
- ___ Alarm clock (battery operated)
- ___ Camp Leaders' Guide
- ___ Cash box
- ___ Charcoal (if desired)
- ___ Dutch Oven for dessert competition
- ___ Clothes marking pen (for those who forgot)
- ___ Duct tape – always a good idea
- ___ Troop First Aid Kit
- ___ Matches / Lighter
- ___ Garbage bags
- ___ Helpful books from your troop library: Handbook, Field Book, Scout songbook, nature books, etc.
- ___ Copies of medical forms for leaders
- ___ Magic marker pens (red, blue, black, green)
- ___ Merit badge pamphlets (There will be a limited number of pamphlets at the trading post)
- ___ Polyethylene sheets (for numerous uses)
- ___ Propane lantern with fuel
- ___ Dining Fly
- ___ Stapler and extra thumbtacks for the bulletin board

- ___ Assorted hand and wood tools
- ___ Tools for camp projects
- ___ Troop record book (for advancement and Scout record)
 - Your advancement objectives
 - Your troop program idea
 - Props for your favorite skits and stunts
 - Your best troop spirit and enthusiasm

For Patrol and/or Troop

- Clothes line and Pins
- Patrol/Troop Library
- Lanterns (BSA approved)
- Troop Flag
- Patrol Flags and Poles

Equipment Available at Camp

Items Provided at Each Campsite

- Latrine with washstand and supplies
- Picnic Tables
- Water Spigot
- Fire Buckets
- Bulletin Board
- Flag pole
- Fire pit (*see notes on Fire Safety*)
- Split firewood
- Cooking grate

Equipment for Conservation and Camp Improvement Projects

Please see your camp commissioner for any tools you may need to complete a camp project. Supplies are limited, so please help us out by returning them when you are done.



Arrival at Camp

Arrival Time

PLEASE plan to arrive in camp between 1:00 pm and 3:00 pm.

Campers are not allowed in camp before 1:00.

Vehicles in Camp

Private vehicles may not be driven around camp during the week. Each troop will be allowed to drive to the entrance of their campsite to drop off troop gear. All vehicles must then be parked in approved parking lots for the remainder of the week. This will help preserve our trees and meadows, provide a safe environment for our campers, and cut down on the dust. Parking passes will be issued at the start of each camp period.

On Your Arrival

You will be greeted at the entrance gate by our staff members. You can then proceed directly to your campsite, where you will be joined by your Troop Guide for the week. There will be time to unload all your gear and return all vehicles to the parking lot. Once all vehicles are in the parking lot, your Troop Guide will escort you to your medical re-check, where each Scout and adult leader will have their medical forms reviewed by our medical staff.

One leader should proceed to Friendship Lodge for verification of troop rosters and settlement of any outstanding balances with our office manager.

After you have finished your medical re-check, your troop will proceed to the pool for a swim check. Along the way, your Troop Guide will also be familiarizing you with the layout of camp, and details about some of the program areas.

By the end of the afternoon, you will be back in your campsite, where you should have some time to get settled in. A few program areas may be open at this time. Your Troop Guide will inform you of what is available. At 5:30 pm your Troop Guide will return to escort you to the Assembly Area for welcomes, safety instructions, and flag ceremony. From Flags, units will be dismissed for your meal in our Dining Hall.

In the Dining Hall

Scouts will proceed through the line to pick up their meals. Listen to the instructions of the meal steward as to how much food may be taken on the first serving. After all have been served, seconds will be announced. At your dinner table there will be one or two staff members. They will attempt to answer your questions and welcome the Scouts to camp. After dessert, instructions will be given on the proper way to return dirty dishes to the kitchen area.

Please listen closely to these instructions and do as instructed. These rules are during your entire stay at camp.

After all dishes have been cleared and tables cleaned, units will be dismissed to go to their next class or activity or have free time as indicated in their program.



Some Camp Rules and Information

Assemblies

Assemblies are an important chance for the Staff to make announcements about upcoming events, recognize Scouts and Units for achievements, and just to have fun. Assemblies are held before breakfast and dinner each day. Morning assembly begins promptly at 7:45 a.m. Evening assembly begins at 5:45 p.m. (Arrival Day Assembly is at 5:30.) All troops need to attend assembly, and will take turns acting as color guards for flag ceremonies. Full uniform is expected at assemblies.

Campfires

Campfires are a Boy Scout tradition and are often the longest-lasting memory of Summer Camp. During each session there are two Campfires. On the first night at camp, the staff will put on a campfire with song, skits, stories, and traditions. On the night before departure, Scouts and units are responsible for the campfire.

Troop Duty Assignments

Troop duty assignments—including set-up at meal time, etc.—will be done as instructed at the Assembly. All units and campers are expected to maintain their camp site and remember the principles of Scout camping—leave your area better than you found it. Units who perform camp service projects will be properly acknowledged during Assembly Periods and Camp Fires.

The Buddy System

One of the best precautions that one can take in camp is to **use the Buddy System at ALL times**. It is required at the pools, lake, and on the hiking trails. Scouts should not be allowed to travel alone, and should be encouraged to remain on the roads and the established trails inside camp.

Water Bottles

All participants must carry a water bottle (16-32 oz. capacity preferred as Scout should be drinking 64 oz. each day) at all times. No exceptions. Unit leaders should ensure that Scouts not only carry the water bottle, but drink from it throughout the day. A commemorative water bottle is provided free to all attendees during check-in.

Health Lodge

Our Health Lodge is equipped with supplies to handle most injuries that could occur in camp. A BSA approved medical officer is on call 24 hours a day to handle all emergencies. If injuries are serious enough, we will make arrangements to transport the patient to an outside medical facility. All transportation expenses are the responsibility of the injured party's family.



Fire Safety Rules

FIRE

The greatest danger in the Los Padres Forest is fire. For that reason the following rules will be strictly enforced:

**FIRES IN CAMP ARE AT THE DISCRETION OF THE COUNCIL PROGRAM DIRECTOR.
FIRES MAY BE CANCELED AT ANY TIME DUE TO WEATHER CONDITIONS.
NO EXCEPTIONS.**

- Smoking and use of tobacco products (including the new electronic cigarettes) is discouraged in camp, but it is permitted for adults on the back porch of the Dining Hall. Smoking is not allowed in any building. NEVER smoke on the trail! BSA policy prohibits the use of tobacco in the presence of Scouts.
- The use of battery-powered or propane lanterns is encouraged. Liquid fuel lanterns and stoves may be used in campsites, but they must meet and be operated under the current BSA fuel policies. If in doubt, consult the *Guide to Safe Scouting*. Never fuel, ignite, or operate a stove, heater or gas lantern in a tent or cabin.
- Campfires must always be closely attended by an adult and must be out cold before leaving the campsite for the day's activities or retiring for the evening. Hot spots can flare up into serious fires. Please use the hose provided and flood the campfire ring to ensure that your fire is extinguished.
- Fire tools are provided in each campsite and should not be removed from that site. Troops must also fill out and follow the Troop Fireguard chart provided in each campsite.
- Fireworks are not permitted in camp! That's all! Anyone bringing fireworks into Rancho Alegre is subject to immediate removal from camp.
- Scouts have NO need to bring matches or lighters with them to camp. Scoutcraft staff will supervise and provide necessary ignition material for those instances where a Scout must demonstrate a skill (Firema'n Chit, Cooking Merit Badge, etc.)



As we write this California is in the midst of a severe drought. This is most obvious in Lake Cachuma which is adjacent to our camp is presently at 40% of capacity. Scout Camps in interior locations throughout California are experiencing similar situations and restrictions on fires. We encourage all units attending Rancho Alegre or any Scout Camp for that matter to go over fire prevention procedures to preserve some of the greatest resources of our outdoors and our Scout experience.



Some More Safety Rules

YOUTH PROTECTION and TWO DEEP LEADERSHIP

Within recent years the Boy Scouts of America has mandated that all adult leaders must have taken the Youth Protection Training Course within the previous two years. Normally this course is taken on line. Rancho Alegre must comply with this requirement. To assist adults who have not taken the course or who have allowed their certification to lapse, the course will be offered on Monday of each camp week. Please listen to instructions when the course will be offered for adults.

The BSA and Rancho Alegre also require “two-deep” leadership throughout the entire time the unit is in camp. It is the responsibility of each unit to provide this leadership.

If an emergency occurs requiring a leader to depart camp, leaving only one adult leader in the camp, you must notify the Rancho Alegre Camp Director or Program Director BEFORE departure. We will try and find leadership for your unit while only one leader is present. If we cannot find proper leadership, your unit will be required to leave camp.

WILDLIFE

Part of the beauty of our camp is its natural setting, but this can bring dangers as well. Scouts must be warned never to try to touch wild animals and to always be aware of snakes. Additional information will be provided on the Opening Day Assembly.

EMERGENCY MOBILIZATION

Even at summer camp, there is always the possibility of an emergency, such as a fire or bad storm. In these situations, it is most important to be able to account for the safety of everyone in camp. To do this, we will call for an emergency mobilization.

If you or your Scouts hear sirens, you should go immediately to the Assembly Area. The Staff will then check that everyone is accounted for and, if necessary, give further instructions.

Please do NOT leave camp. There may be emergency vehicles trying to enter camp and you will interfere with their efforts to effect an orderly and safe evacuation.

Following your first Assembly we will hold a drill and sound the siren. Further information will be provided at that time.



Boy Scout Advancement Summer Camp



Boy Scout Summer Camp at Rancho Alegre is committed to an outdoor experience for each Scout with the opportunity to gain advancement in one of our program areas.

Trail to First Class

A program for first year Scouts or Scouts that need a quick start toward earning their First Class Rank. The program meets many of the requirements for Tenderfoot, Second Class, and First Class ranks. In addition, Scouts can enroll in some of the Merit Badges being offered during Summer Camp. Check the pages inside to see the great merit badges and activities that keep boys enrolled in Scouting. **A record of any completed requirements (Tenderfoot, Second Class, or First Class will be made in the *Scout Handbook*. The Scout is responsible for presenting his handbook at the conclusion of each day's session. No other records are maintained to go back and verify after you leave camp.**

Trail to Eagle

A program for older Scouts needing an opportunity to work on Eagle Required Merit Badges with additional merit badge offerings in Aquatics, Shooting Sports, Nature, and other areas. **In the case of any question of completion of requirements, the Scout should present the Merit Badge worksheet completed with all information to the Program Director (c/o Rancho Alegre, 2680 Highway 154, Santa Barbara, CA 93105) within 21 days following the completion of the camping session. It is the responsibility of the Scout to be regular in attendance and to check with the counselor toward the end of the week to see that requirements are being met and recorded.**



To ensure that each Scout gets the most out of their Summer Camp experience, the Scoutmaster and/or the Advancement Chair should work with the Scout on advancement goals and criteria. Planning should start two months before the start of camp with Scouts selecting the programs that they need. Once that has been established, the Scout needs to read the Merit Badge pamphlet and check out the page in this booklet which indicates the prerequisites for a merit badge. Worksheets can be downloaded from www.usscouts.org that will assist the Scout in organizing their data. When the Scout arrives at camp, the counselor will supplement the information that they already have and allow the Scout to demonstrate the skills necessary to complete the Badge at Summer Camp.

Camp should be fun, but it should also be a time for the Scout to grow in his Scouting and life experiences



Advance Registration Process

From pages 19 to 23 of this book you will find the necessary forms that must be filed by your unit to attend Summer Camp at Rancho Alegre.

Page 19 contains the **fee schedule** for attendees and the deadlines for which those fees must be paid in order to hold your campsite and class assignment spaces.

Page 20 is a **Unit Reservation Form** which should be completed as soon as place a hold on your campsite. This form must be completed and accompanied by a campsite deposit of \$150 for the unit (applicable to your final bill). [This form is not required for Provisional Scouts. They should submit the form on Pages 21-22 with the appropriate deposit fee.]

Additional payments are due as follows:

- March 1 – Initial \$100 per participating Scout is due and payable.
- April 1 – Additional \$100 per participating Scout is due and payable.
- June 1 – Balance of all money due.

Payments should be sent directly to Rancho Alegre, Attn: Summer Camp Reservation, 2680 Highway 154, Santa Barbara, CA 93105.

Pages 21 and 22 (actually a two-sided form) is an **Individual Registration Form** which needs to be completed for each Scout and adult attending Rancho Alegre. We would like to have these forms no later than the June 1st payment, but late registering participants need to have them upon arrival at camp along with the new BSA Medical Form and a photocopy of the card issued by the covering family medical insurance plan. Since these are legal documents, all signatures must be that of the parent or guardian, or the individual him/herself if 18 years of age and older.

Page 23 is an agreement from the participant and his parent/guardian that he will follow camp rules and that infractions of these rules could result in being sent home from camp. This form must be signed by both the participant and a parent/guardian and presented at registration.

Once we have received your Unit Reservation Form and initial deposit, our Summer Camp Program Director will contact you to discuss the on-line registration process at www.doubleknot.com. [Doubleknot is the service provider we use for our website and for camp management and online payment for events.] Some of you may be familiar with Doubleknot's registration process from prior attendance at Rancho Alegre or at another camp using this program. Our Registrar will work with you to get necessary passwords and explain the process for entering Scout information and class assignments.

Beginning April 15, 2014, units will be able to select merit badge and class assignments from our offerings shown on pages 24 to 36. Pre-registration is necessary. First, in some cases, we are able to offer a larger or smaller venue to conduct the class based on the count, or even open an additional session. Second, we then know how much material and supplies that we need to order to have a successful class.

If you have any questions, please contact Summer Camp Registrar Wayne Rascati at RanchoAlegre@cox.net.





Rancho Alegre 2015

Camp Fee

Boy Scout Advancement Camp

	Regular Fee	Discounted Fee *
Los Padres Council Scouts with own unit leaders	\$375.00	\$365.00
Los Padres Council Individual Scouts (Provisional Camping)	\$400.00	\$390.00
Los Padres Council Scouts Day Camping	\$345.00	\$335.00
Out of Council Scouts with own unit leaders	\$400.00	\$390.00
Out of Council Individual Scouts (Provisional Camping)	\$425.00	\$415.00
Unit adult Leaders (additional)	\$220.00	\$210.00

Fees paid in full by June 1 – also each Scout and adult receives a free commemorative water bottle for early payment.

Adult Leaders will be provided reduced fee registration based on the following schedule: 5-10 Scouts – 1 adult free; 11-19 Scouts – 2 adults free; 20-29 Scouts – 3 adults free; 30-39 Scouts – 4 adults free; 40 or more Scouts – 5 adults free. Additional adult leaders may attend by paying the fee in the schedule above.

Visitor meals are as follows:
 \$26.00 per day or the following per meal:
 Breakfast or Lunch—\$8.00
 Dinner—\$10.00
 Children under Scout Age—\$5.00 per meal
 Please call in reservation by day prior.

For additional information contact the Rancho Alegre program office at (805) 686-5167 or visit the web site www.lpcbsa.org.
 Rancho Alegre
 2680 Highway 154
 Santa Barbara, CA 93105

All camp fees must be paid and settled for a unit to check into camp. Be sure keep all receipts and bring them to camp with you for check-in.

Reservation: This form must be completed and accompanied by a campsite deposit of \$150.

Deposits: Prior to March 1st, units must deposit \$150 campsite reservation deposit plus \$100 for each Scout attending. An additional \$100 deposit per Scout is due by April 1st. By May 15th an additional \$100 deposit per Scout is required. The final deposit due on June 15th shall include any outstanding amounts.

Refunds: Prior to May 1st, all fees except deposits may be fully refunded. After May 1st, the initial \$100 per person is no longer refundable. After June 1st, the first \$200 per person is no longer available. Camp management rely on your attendance projections to plan for camp. They are purchasing supplies, hiring staff, and contracting with vendors to prepare for camp. They are spending camp money long before you arrive at camp. Fees are non-refundable because they have already been spent or committed long before camp begins. Final payments are refundable within 2 weeks prior to camp **only** for these reasons: Illness of Scout, Family relocation, Illness/death in family. NO REFUNDS AFTER CAMP BEGINS.





Rancho Alegre 2015 Unit Reservation Form Boy Scout Advancement

Camp Week

_____ Sunday afternoon (July 12) – Saturday morning (July 18)

Troop/Team/Crew # _____ District _____ Council _____

Preferred Campsite: First Choice _____ Second Choice _____
(Rancho Alegre reserves the right to assign campsites if necessary to safely accommodate a full camp.)

Estimated Number Attending: Scouts _____ Leaders _____

Primary Contact for this Reservation

Camp information will be mailed directly to this person only. They will be responsible for sharing information with parents and other adults attending this camp with this group.

Name: _____
Address: _____
City/State/Zip: _____
Phone: Day () _____
Phone: Eve () _____
Email: _____

Unit Committee Chairman

Name: _____
Address: _____
City/State/Zip: _____
Phone: Day () _____
Phone: Eve () _____
Email: _____

Title of Person Completing Form

Signature of Person Completing Form

Units (Troops/Teams/Crews) can make a reservation with a non-refundable deposit of \$150.

This deposit and all other payments to your unit summer camp account will be applied to your total fees due. The first installment of \$100 per person is due by April 1, 2015. The second payment of \$100 per Scout should be made on or before May 15, 2015. The final payment for all Scouts and Leaders is due June 15th. **Fees must be paid in full by that date for the discounted fee to apply.**

NOTE: See prior page for refund policy and reservation procedure.

Payment Information: Enclosed is our payment to the Los Padres Council, BSA of \$ _____ for our campsite reservation at Rancho Alegre Advancement Camp 2015.

Payment Method: Check # _____ Credit Card # _____
Name of credit card holder (print legibly): _____
_____ Visa or _____ Mastercard Expiration Date: _____

Cardholder's signature: _____

Mail to: Rancho Alegre Program Office, 2680 Highway 154, Santa Barbara, CA 93105





Rancho Alegre 2015
Individual Scout Reservation

Boy Scout Advancement Camp

**Complete both pages of this application
for every Scout and Scout Leader
attending camp.**

Camp Week
____ Sunday afternoon (July 12) – Saturday morning (July 18)

Troop/Team/Crew # _____ **District** _____ **Council** _____ **Rank** _____

Name of Scout: _____ **Age:** _____ **Birthdate:** _____

Email address: _____ **Phone:** () _____

Camp information for **Provisional Scouts** will be mailed directly to this person only. For Scouts attending with unit, information will be mailed to the unit leader. They are responsible for providing required documents to attend camp..

PARENT/GUARDIAN INFORMATION

Name: _____
Address: _____
City/State/Zip: _____
Phone: Day () _____
Phone: Eve () _____
Email: _____

Signature of Parent or Guardian

Scoutmaster

Name: _____
Address: _____
City/State/Zip: _____
Phone: Day () _____
Phone: Eve () _____
Email: _____

Signature of Scoutmaster

Individual Scouts in the Provisional Unit can make a reservation with a non-refundable deposit of \$100.

This deposit and all other payments to your unit summer camp account will be applied to your total fees due. The next installment of \$100 is due April 1st. The final payment for all Scouts and Leaders is due June 15th. **Fees must be paid in full by that date for the discounted fee to apply.**

NOTE: See prior page for refund policy and reservation procedure.



Payment Information: Enclosed is our payment to the Los Padres Council, BSA of \$ _____ for my reservation at Rancho Alegre Advancement Camp 2015.

Payment Method: Check # _____ Credit Card # _____

Name of credit card holder (print legibly): _____

____ Visa or _____ Mastercard **Expiration Date:** _____

Cardholder's signature: _____

Mail to: Rancho Alegre Program Office, 2680 Highway 154, Santa Barbara, CA 93105





Rancho Alegre 2015
Activity Release Form
Advancement Camp
Continuation Page

Complete both pages of this application for each Scout and Scout Leader attending camp.

Name of Scout: _____ Age: _____ Rank: _____

PARENTAL PERMISSION - SHOOTING SPORTS
CALIFORNIA PENAL CODE SECTION 12072, 12078, 12552
Required of all Rifle Gun, Shot Gun, and BB Gun Participants

S. 12552: Furnishing Firearms to Minors under 18 without permission of parent --- Every person who furnishes any firearm, air gun, or gas-operated gun, designed to fire a bullet, pellet, or metal projectile, to any minor under the age of 18 years, without an express or implied permission of the parent or legal guardian of the minor, is guilty of a misdemeanor.

I give my express permission for _____ to use a firearm as described above. If permission is denied, do not sign below; lack of specific permission shall be construed as permission is not granted.

Signed: _____ Dated: _____

Unit: _____ Camp Site: _____



PARENTAL PERMISSION
CLIMBING/LOW COPE ACTIVITIES

I understand that participation in the climbing/rappelling activities offered through the Los Padres Council, Boy Scouts of America, involves a certain degree of risk that could result in injury or death. In consideration of the benefits to be derived and after carefully considering the risk involved, and in view of the fact that the Boy Scouts of America is an organization in which membership is voluntary, and having full confidence that precautions will be taken to ensure the safety and well being of my child, I have given my consent for their participation in climbing/rappelling activities at Rancho Alegre.

In case of emergency, I understand every effort will be made to contact me. In the event I cannot be reached, I hereby give my permission to the physician selected by the adult leader in charge to secure proper treatment, including hospitalization, anesthesia, surgery, or injections of medications for my child

Signed: _____ Dated: _____

Unit: _____ Camp Site: _____



**RANCHO ALEGRE SUMMER CAMP
UNDERSTANDING OF PARTICIPANT BEHAVIOR AT CAMP**



Dear Parent,

Your son's time at camp will be a fun filled, memorable learning experience. Meeting new Scouts and making new friends, while having fun in the outdoors, is a central goal of Scout day camp. It is our goal as a staff that each Scout has a chance to enjoy this opportunity. One factor, which may create difficulty for boys to fully enjoy their camping experience, is **poor discipline**. Unfortunately, this is an issue that we must address in camp.

As a camp staff, we do not want a week of camp to have a negative impact on any Scout. Therefore, we would like to outline our discipline policy for you to review with your son. It should be noted that when your son comes to camp, camp starts as soon as your son arrives at the unit departure point and gets into a vehicle. For this reason, any infraction coming to camp will be made known to the Camp Director. Should an infraction occur, we act on a "three-strikes" rule, except in the most serious infractions where immediate removal from camp would be warranted. The first strike involves a staff member explaining the broken rule and why it is important for that rule to be followed. The second strike involves the Camp Director and the Scout discussing the rule infraction. Should inappropriate behavior continue, the third strike is notification of the Scout's parents. If this situation should occur the Camp Director and Scout's parents will work together to decide on the next step. This step may be another chance or immediate dismissal from camp. Any further actions necessary at that time will also be discussed between the Camp Director and parent. Should your son be sent home, Los Padres Council **will not** refund any remaining fees for that week. Although few cases ever reach the third strike it is important to have this policy in place. All discipline actions are presented in a positive manner and are aimed at helping the Scout grow. If you review these guidelines with your son, together we can make Scout camp a most positive experience.

-----**CUT HERE AND BRING TO CAMP AT ORIENTATION OR FIRST DAY OF CAMP**-----

We have read and discussed the camps' "Three Strikes Rule" and agree to abide by it.

Print: _____
(Parent/Guardian) (Scout)

Sign: : _____
(Parent/Guardian) (Scout)

Unit: _____ Campsite: _____



2015 Summer Program Overview

Merit Badge Offerings:

- Archery
- Art
- Astronomy
- Basketry
- Camping *
- Canoeing (*non-drought conditions*)
- Citizenship in the Nation *
- Citizenship in the World *
- Climbing
- Communications *
- Cooking *
- Cycling (Mountain Bike option)
- Emergency Preparedness *
- Environmental Science *
- Fingerprinting
- First Aid *
- Geocaching
- Horsemanship
- Indian Lore
- Kayaking (*non drought conditions*)
- Leatherwork
- Life Saving *
- Nature
- Orienteering
- Personal Fitness *
- Pioneering
- Rifle Shooting
- Rowing (*non-drought conditions*)
- Sculpture
- Search and Rescue
- Shotgun Shooting
- Soil & Water Conservation
- Space Exploration
- Swimming *
- Weather
- Wilderness Survival
- Woodcarving

Advancement to First Class:

Covers most Tenderfoot, Second Class, and First Class requirements on

- Youth Protection
- Aquatics
- First Aid
- Nature
- Personal Fitness
- Scoutcraft
- Compass Work
- Five Mile Hike
- Flag Etiquette
- EDGE Training

Other Programs:

- Learn to Swim for Non-swimmers
- COPE
- Totin" Chit
- Firem'n Chit
- Paul Bunyan Award
- Mile Swim
- Early Morning Risers
- Friday Aquatic Olympics



RANCHO ALEGRE
SUMMER CAMP

UNIT CHECKLIST

Unit Registration Form (pg. 20)	Camp Fee Deposit	Camp Fee Deposit	Final Payment	Tour Plan Filed	Letter to Parents (pg. 8)	Gear List to Campers (pg. 10-11)

YOUTH PARTICIPANT CHECKLIST

Last Name	First Name	Fees Paid (see pg. 19)	Individual Reg Form (pg. 21-22)	Participant Behavior Form (pg. 23)	BSA Med Form (A, B, & C)	Program Classes (pg. 26)	Blue Cards Provided

ADULT PARTICIPANT CHECKLIST

Last Name	First Name	Fees Paid (see pg. 19)	Individual Reg Form (pg. 21-22)	Youth Protection Training	BSA Med Form (A, B, & C)



SUMMER CAMP 2015

RANCHO ALEGRE

CLASS SCHEDULE

CLASS SCHEDULE	Merit Badge/Program	Location	Period 1	Period 2	Period 3	Period 4	Period 5
			8:45 - 10:00	10:15-11:30	1:00-2:15	2:30- 3:45	4:00-5:00
Shooting Sports	Archery	Archery Range					Open Shoot
	Rifle Shooting	Rifle Range					Open Shoot
	Shotgun Shooting	Shotgun Range	Mon-Tue-Wed				
	all morning or all afternoon sessions		Wed-Thu-Fri				
Aquatics	Swimming	Pool					Open Swim
	Learn to Swim	Pool					
	Lifesaving	Pool					
	Rowing (all afternoon class)	Lake	Mon-Tue-Wed				
	Canoeing (all morning class)	Lake	Wed-Thu-Fri				
	Kayaking (all morning class)	Lake	Mon-Tue-Wed				
Wed-Thu-Fri							
Nature	Environmental Science	Nature					Open Work
	Soil and Water Conservation	Nature					
	Astronomy (2 night sessions)	Waterfront					
	Space Exploration	Waterfront					
	Weather	Waterfront					
Handicraft	Art	Friendship			CLOSED ...		
	Basketry	Friendship					
	Fingerprinting	Friendship					
	Leatherwork	Friendship					
	Sculpture	Friendship					
	Woodcarving	Friendship					
Scoutcraft	Camping	Scoutcraft					
	Cooking (plus 3 lunch sessions)	Campfire Bowl					
	Geocaching	Campfire Bowl					
	Indian Lore	Scoutcraft					
	Orienteering	Scoutcraft					
	Pioneering	Scoutcraft					
	Wilderness Survival (plus 1-overnight wilderness camp experience)	Scoutcraft					
	Trail to First Class	Scoutcraft					
			Area	Tenderfoot	1st Class	2nd Class	Open Work
Health and Safety	Emergency Preparation	Ojai					
	First Aid	Ojai					
	Search and Rescue	Scoutcraft					
Physical Fitness	Climbing (all morning class)	COPE Course					
	Cycling (all afternoon class)	COPE Course					
	Horseback Riding (all morning class)	Larsen Meadow					
	Personal Fitness	Ojai					
	COPE	COPE Course					Open
Government	Citizenship in the Nation	Pismo					
	Citizenship in the World	Pismo					
	Communications	Nipomo					
Leader Courses	Morning Training	Dining Hall					
	IOLS (All afternoon)	Scoutcraft					

INSTRUCTIONS:

Indicate your 1st, 2nd, & 3rd choice in each period. A period is all the open white spaced items in a single column.




Merit Badge/Program Selection opens up online on April 15, 2015 at www.lpcbsa.org. Only the designated unit leader may make entires.

Program changes can be made up to one week prior to the start of camp.

Classes may be cancelled if there are not three sign-ups for the class. This is to ensure BSA youth protection guidelines are followed.




Aquatics Merit Badges

PRIOR TO CAMP, READ THE MERIT BADGE PAMPHLET AND DO THE PREREQUISITES. BRING YOUR MERIT BADGE BOOK AND WORK TO CAMP.

	<h2 style="text-align: center;">LIFESAVING</h2> <p>Prerequisites Before or After Camp: 1 At Camp: 1b, 2 thru 15. Comments: Must complete Second Class Reqs. 7a-7c and First Class Reqs. 9a-9c before completing merit badge. Location: Pool</p> <ul style="list-style-type: none"> • Period 2
	<h2 style="text-align: center;">SWIMMING</h2> <p>Prerequisites Before or After Camp: None At Camp: All Comments: Requires completion of Second Class 7a-c & First Class 9a-c . This class is NOT for non-swimmers; see Learn to Swim. Requirements changed effective July 1, 2014. Location: Pool</p> <ul style="list-style-type: none"> • Periods 1, 3, or 4
	<h2 style="text-align: center;">LEARN TO SWIM</h2> <p>This is a special program to provide the basics of swimming for the non-swimmer. At the end of the week the participant should be able to do basic strokes and complete the Tenderfoot, Second Class, and First Class Swimming Rank Location: Pool</p> <ul style="list-style-type: none"> • Period 2



NOTE Because of the drought conditions that currently exist in Southern California, it may be necessary for many camps, including Rancho Alegre, to cancel some or all boating classes. At the beginning of this year, Lake Cachuma was at 40% of capacity and Lake Janis had dried up. It is our intent to offer the Canoeing, Kayaking, and Rowing Merit Badges provided that the local water authorities allow use of the lake for this purpose:

	<h2 style="text-align: center; color: red;">CANOEING</h2> <p>Prerequisites Before or After Camp: None At Camp: All requirements can be completed at camp. Comments: Must pass the swimming test in order to enroll in this class. Considerable time to complete requirements during camp. Requirements changed effective July 1, 2014. Location: Lake</p> <ul style="list-style-type: none"> ● Periods: Morning (Periods 1 and 2) - Monday, Tuesday, and Wednesday
	<h2 style="text-align: center; color: red;">KAYAKING</h2> <p>Prerequisites Before or After Camp: None At Camp: All requirements can be completed at camp. Comments: Must pass the swimming test in order to enroll in this class. Considerable time to complete requirements during camp. Location: Lake</p> <ul style="list-style-type: none"> ● Periods: Morning (Periods 1 and 2) - Wednesday, Thursday, and Friday
	<h2 style="text-align: center; color: red;">ROWING</h2> <p>Prerequisites Before or After Camp: 5b (option) At Camp: 1, 2, 3, 4, 5a, 6, 7, 8, 9, 10, 11. Comments: Must pass the swimming test in order to enroll in this class. This merit badge is being offered contingent with sufficient rain fall to fill lake over winter months. Requirements changed effective January 1, 2014. Location: Lake</p> <ul style="list-style-type: none"> ● Periods: Afternoon (Periods 3 and 4) Monday, Tuesday, and Wednesday ● Afternoon (Periods 3 and 4) Wednesday, Thursday, and Friday



Shooting Sports Merit Badges




PRIOR TO CAMP, READ THE MERIT BADGE PAMPHLET AND DO THE PREREQUISITES. BRING YOUR MERIT BADGE BOOK AND WORK TO CAMP.

	<h2 style="text-align: center; color: red;">ARCHERY</h2> <p>Prerequisites Before or After Camp: None At Camp: All requirements Comments: Considerable time to complete requirements during camp. Requirement changes made effective Jan. 1, 2014, Materials Fee: \$5. Location: Archery Range</p> <ul style="list-style-type: none"> • Periods: 1, 2, 3, or 4
	<h2 style="text-align: center; color: red;">RIFLE SHOOTING</h2> <p>Prerequisites Before or After Camp: None. At Camp: All. Comments: Requires parental permission to shoot form. It is difficult to earn this merit badge at camp; some pre-work is recommended. Materials Fee: approximately \$15 Location: Rifle Range</p> <ul style="list-style-type: none"> • Periods: 1, 2, 3, or 4
	<h2 style="text-align: center; color: red;">SHOTGUN SHOOTING</h2> <p>Prerequisites Before or After Camp: None At Camp: All Comments: Requires parental Permission to Shoot Form. Requirements changed effective January 1, 2014. Extensive time required to qualify. Upper body strength to hold shotgun required. Materials Fee: approximately \$25. Location: Larsen Meadow Shotgun Range</p> <ul style="list-style-type: none"> • Periods 1 and 2 on Monday Tuesday and Wednesday • Periods 1 and 2 on Wednesday, Thursday, and Friday • Periods 3 and 4 on Monday, Tuesday, and Wednesday • Periods 3 and 4 on Wednesday, Thursday, and Friday



Government Merit Badges



PRIOR TO CAMP, READ THE MERIT BADGE PAMPHLET AND DO THE PREREQUISITES. BRING YOUR MERIT BADGE BOOK AND WORK TO CAMP.

	<h2 style="text-align: center;">CITIZENSHIP IN THE NATION</h2> <p>Prerequisites Before or After Camp: 2 At Camp: 1, 3, 4, 5, 6, 7, 8 Comments: Time to visit places in Req. 2; letter response from official in Req. 8. Location: Pismo Classroom</p> <ul style="list-style-type: none"> • Period: 3
	<h2 style="text-align: center;">CITIZENSHIP IN THE WORLD</h2> <p>Prerequisites Before or After Camp: 4b, 7cde At Camp: 1, 2, 3, 4, 5, 6, 7 (a or b) Comments: Preparation at home needed; bring materials with you to camp. Requirement 7 necessitates internet access; it may be necessary to schedule time outside of class to fulfill this requirement. Your counselor will work with you to gain internet access at camp. Location: Pismo Classroom</p> <ul style="list-style-type: none"> • Period: 4
	<h2 style="text-align: center;">COMMUNICATIONS</h2> <p>Prerequisites Before or After Camp: 2b, 5, 6, 7 b or c, 9 At Camp: 1, 2a, 3, 4, 7a, 8 Comments: Extensive home preparation; time to attend meeting and interview official. For Req. 2, Scout can make a 4 or 5 minute pitch at a meal on a topic approved by instructor. For Req. 6 Scout will be teaching a new skill to a Scout in Trail to First Class. For Req. 8, all Scouts will learn, however only one will actually do Friday Campfire; another can do Scout's Own Service. Minor change to Requirements 5 and 6 were made effective January 1, 2014. Location: Pismo Classroom</p> <ul style="list-style-type: none"> • Period: 2



Health and Safety Merit Badges

PRIOR TO CAMP, READ THE MERIT BADGE PAMPHLET AND DO THE PREREQUISITES. BRING YOUR MERIT BADGE BOOK AND WORK TO CAMP.

	<h2 style="text-align: center;">EMERGENCY PREPAREDNESS</h2> <p>Prerequisites Before or After Camp: 1, 2b (1,2,3,4,5), 2c, 7, 8 b & c, 9 At Camp: 2a, 3, 4, 5, 6, 8a Comments: First Aid Merit Badge is a requirement of this merit badge. Requires involvement in home emergency drills. Location: Ojai Classroom</p> <ul style="list-style-type: none"> • Period: 3
	<h2 style="text-align: center;">FIRST AID</h2> <p>Mandatory Prerequisite Before Camp: Bring your First Aid Kit with you (Req. 2d). You will be using it during the sessions. At Camp: All (See note above on First Aid Kit.) Comments: Location: Ojai Classroom</p> <ul style="list-style-type: none"> • Period: 2
	<h2 style="text-align: center;">SEARCH and RESCUE</h2> <p>Mandatory Prerequisite Before Camp: Bring your First Aid Kit with you (Req. 2d). You will be using it during the sessions. At Camp: All (See note above on First Aid Kit.) Comments: Requirement 5 changed effective January 1, 2014. Location: Ojai Classroom</p> <ul style="list-style-type: none"> • Period: 4



*Located in the beautiful Lake Cachuma Area of Santa Barbara County,
Rancho Alegre has been a haven for Scout camping since 1965.*



*This year marks the 93rd year of camping in this wilderness area since the
establishment of our predecessor camp (Camp Drake) in 1923.*





Handicraft Merit Badges

(Basic Handicraft Workshop - Work on any and all Merit Badges during period)

PRIOR TO CAMP, READ THE MERIT BADGE PAMPHLET AND DO THE PREREQUISITES. BRING YOUR MERIT BADGE BOOK AND WORK TO CAMP.

	<h2 style="text-align: center; color: red;">ART</h2> <p>Prerequisites Before or After Camp: 6 At Camp: 1, 2, 3, 4, 5, and 7 Comments: You need to bring some supplies with you such as oil paints, tempera, acrylics, brushes. Major Requirement changes effective January 1, 2014. Materials Fee: Or you may purchase supplies at Trading Post for approximately \$15. Location: Friendship Lodge</p> <ul style="list-style-type: none"> • Periods: 1, 2, 4, or 5
	<h2 style="text-align: center; color: red;">BASKETRY</h2> <p>Prerequisites Before or After Camp: None At Camp: All requirements can be completed. Comments: Good merit badge for younger scouts. Materials Fee: approximately \$15 at Trading Post. Location: Friendship Lodge</p> <ul style="list-style-type: none"> • Periods: 1, 2, 4, or 5
	<h2 style="text-align: center; color: red;">FINGERPRINTING</h2> <p>Prerequisites Before or After Camp: None At Camp: All requirements can be completed. Comments: Good merit badge for younger scouts. Materials Fee: none Location: Friendship Lodge</p> <ul style="list-style-type: none"> • Periods: 1, 2, 4, or 5
	<h2 style="text-align: center; color: red;">LEATHERWORK</h2> <p>Prerequisites Before or After Camp: 5b, 5d (options) At Camp: 1, 2, 3, 4, 5a, 5c Comments: Can normally be completed at camp during the week. Requirements changed effective January 1, 2014. Materials Fee: Approximately \$20 at Trading Post Location: Friendship Lodge</p> <ul style="list-style-type: none"> • Periods: 1, 2, 4, or 5



	<h2 style="text-align: center; color: red;">SCULPTURE</h2> <p>Prerequisites Before or After Camp: none (2c is an offsite option) At Camp: All. Comments: Good merit badge for younger Scouts to earn. Materials Fee: approximately \$10 or bring at least one-half pound of clay to camp. Location: Friendship Lodge</p> <ul style="list-style-type: none"> • Periods: 1, 2, 4, or 5
	<h2 style="text-align: center; color: red;">WOODCARVING</h2> <p>Prerequisites Before or After Camp: None. At Camp: All. Comments: Requires good hand-eye coordination. Bring your Totin-Chip and Knife. Materials Fee: approximately \$10 at Trading Post Location: Friendship Lodge</p> <ul style="list-style-type: none"> • Periods: 1, 2, 4, or 5

Normal Daily Schedule at Camp

7:45 – Morning Flags
8:00 – Breakfast
8:45 – Period
10:15 – Period 2
11:45 – Lunch
1:00 – Period 3
2:30 – Period 4
4:00 – Period 5
5:45 – Evening Flags
6:00 – Dinner
10:00 – Lights Out



Evening Activities will include

*Opening Campfire
Movie Night
Order of the Arrow Night
Scouts' Own
Open Shoot or Free Swim
Star Gazing
Troop Meeting & Reflection
Northern Skies Dinner
Closing Campfire*




Nature Merit Badges

PRIOR TO CAMP, READ THE MERIT BADGE PAMPHLET AND DO THE PREREQUISITES. BRING YOUR MERIT BADGE BOOK AND WORK TO CAMP.

	<h2 style="text-align: center; color: red;">ASTRONOMY</h2> <p>Prerequisites Before or After Camp: 6, 7b At Camp: 1, 2, 3, 4, 5, 7a, 8, 9 (option), 10. Comments: Requires Period 5 and night observation attendance. Location: Waterfront Cabin and Observatory</p> <ul style="list-style-type: none"> ● Period: 4 and a minimum of 2 night observations
	<h2 style="text-align: center; color: red;">ENVIRONMENTAL SCIENCE</h2> <p>Prerequisites Before or After Camp: 3, 5 At Camp: 1, 2, 4, 6 Comments: Extensive preparation or after camp work required on Reqs. 3 and 5. This merit badge is NOT for the new Scout; It is demanding. Not recommended for anyone who doesn't come to camp who has not read the book and done the prerequisites. Location: Nature Lodge</p> <ul style="list-style-type: none"> ● Periods: 1 or 2 (Some Scouts may need both periods to complete)
	<h2 style="text-align: center; color: red;">SOIL and WATER CONSERVATION</h2> <p>Prerequisites Before or After Camp: 7a,b,c (options) At Camp: 1,2,3,4,5,6,7d,e,f Comments: Materials Fee: None Location: Waterfront Cabin</p> <ul style="list-style-type: none"> ● Period: 3
	<h2 style="text-align: center; color: red;">SPACE EXPLORATION</h2> <p>Prerequisites Before or After Camp: 5b At Camp: 1, 2, 3, 4, 5ac, 6, 7, 8 Comments: Only those Scouts who bring their model rocket to camp will be allowed to take this merit badge. Fire Hazard may preclude shooting off rockets at camp. Requirements changed effective January 1, 2014. Materials Fee: Bring your model rocket (Req. 3) to camp. Purchase locally. Location: Waterfront Cabin</p> <ul style="list-style-type: none"> ● Period: 2



	<h2 style="text-align: center; color: red; font-family: serif;">WEATHER</h2> <p>Prerequisites Before or After Camp: 9b (option) and 10a or 10b At Camp: 1, 2, 3, 4, 5, 6, 7, 9a Comments: As part of the requirements, Scouts will take the Weather Hazards Training offered by BSA during class. Requirements changed effective January 1, 2014. Location: Waterfront Cabin</p> <ul style="list-style-type: none"> • Periods: 1
---	---

Got some free time! Check out the Rancho Alegre Nature Trail. Stop by the Nature Lodge and talk to one of the counselors and pick up a guided tour of different plant species native to this area. It's a great afternoon diversion!



Our nature trail has 20 stations, each marked with a numbered post. This guide provides information concerning the plants and/or other features found at each location. By following this clockwise loop trail in numerical sequence, you will have a short introduction to the plants and plant communities of Rancho Alegre. Begin your walk at the large oak tree next to and just above the Nature Lodge. An hour should be enough time for this activity. If the day is warm, an early morning or twilight walk is recommended. Another possibility is to hike the trail in a counterclockwise loop, thus ascending it in the shade and descending it in the sun.



Additional Period 5

Activities

4:00 - 5:00 Mon-Fri

Mile Swim (Monday thru Thursday)

Water Carnival (Friday)

COPE

Rifle Shooting – Qualification and open shoot

Archery – qualification and open shoot

Handicraft Merit Badges (Monday thru Thursday)

Additional Work on Other Merit Badges in Program Areas

Camp Conservation Projects

Rest and Relaxation





Scoutcraft Merit Badges

PRIOR TO CAMP, READ THE MERIT BADGE PAMPHLET AND DO THE PREREQUISITES. BRING YOUR MERIT BADGE BOOK AND WORK TO CAMP.

	<h2 style="text-align: center;">CAMPING</h2> <p>Prerequisites Before or After Camp: 4b, 5e, 7 (all), 8d, 9, 10 At Camp: 1, 2, 3, 4, 5abcd, 6, 8 Comments: 20 days and 20 nights of camping required to complete Clarification issued January 1, 2014: All campout since becoming a Boy Scout or Varsity Scout may count toward this requirement Location: Scoutcraft</p> <ul style="list-style-type: none"> • Periods: 1
	<h2 style="text-align: center;">COOKING</h2> <p>Prerequisites Before or After Camp: 5cde, 6(not possible to all meals at camp), 7cde At Camp: 1, 2, 3, 4, 5abf, 6 (partial), 7ab, 8 Comments: Requirements changed effective January 1, 2014. Some of the meals to be prepared in 4 and 6 will be done during lunch at camp. Different methods of cooking will be taught during three of the lunch periods during the week in which the participant will prepare his own meal (1) tin foil wrap; (2) one-pot or ka-bob; (3) Dutch oven. Location: Lower Campfire Bowl</p> <ul style="list-style-type: none"> • Periods: 2 and Three Lunch Periods
	<h2 style="text-align: center;">GEOCACHING</h2> <p>Prerequisites Before Camp: 7, 8c (option), 9 At Camp: 1, 2, 3, 4, 5, 6, 8 Comments: You may bring your own GPS Device to use for this merit badge. Location: Scoutcraft</p> <ul style="list-style-type: none"> • Period: 1
	<h2 style="text-align: center;">INDIAN LORE</h2> <p>Prerequisites Before Camp: None At Camp: All Comments: Craft items available for purchase at Trading Post (est. \$20) Minor change to Requirement 4e made effective January 1, 2014. Location: Scoutcraft</p> <ul style="list-style-type: none"> • Period: 3
	<h2 style="text-align: center;">ORIENTEERING</h2> <p>Prerequisites After Camp: 7, 8, 9 At Camp: 1, 2, 3, 4, 5, 6, 10 Comments: You may bring your own compass to use for this merit badge. Location: Scoutcraft</p> <ul style="list-style-type: none"> • Period: 2



	<h2 style="text-align: center; color: red;">PIONEERING</h2> <p>Prerequisites Before Camp: None At Camp: All Comments: Miniature Kits for Req. 7 are available for purchase at Trading Post. Requirements changed effective January 1, 2014. Location: Scoutcraft</p> <ul style="list-style-type: none"> ● Period: 4
	<h2 style="text-align: center; color: red;">WILDERNESS SURVIVAL</h2> <p>Prerequisites Before Camp: 5 At Camp: 1, 2, 3, 4, 6, 7, 8, 9, 10, 11, 12 Comments: Bring BSA Field Book and personal survival kit (Req. 5) with you to camp. Requires one night preparing a shelter in a remote location and sleeping under the stars. Location: Scoutcraft</p> <ul style="list-style-type: none"> ● Periods: 1 and one overnight campout at a remote location.







Cooking, Camping, Indian Lore, and Wilderness Survival Merit Badges are just some of the great activities in Scoutcraft. In our Trail to First Class program, new Scouts actually do morning and evening flags to fulfill rank requirements.



Physical Fitness Merit Badges and Programs

PRIOR TO CAMP, READ THE MERIT BADGE PAMPHLET AND DO THE PREREQUISITES. BRING YOUR MERIT BADGE BOOK AND WORK TO CAMP.

	<h2 style="text-align: center;">CLIMBING</h2> <p>Prerequisites Before or After Camp: none At Camp: all Comments: Requires a special release form which will be mailed to participating Scouts for parental signature prior to start of camp. Material Cost : \$25.00 Location: Ojai Classroom and COPE Course</p> <ul style="list-style-type: none"> ● Periods: All morning (Periods 1 and 2)
	<h2 style="text-align: center;">CYCLING</h2> <h3 style="text-align: center;">Option 7b - Mountain Biking</h3> <p>Prerequisites Before or After Camp: none At Camp: all Comments: Requires the participant have a regulation safe helmet. Scouts may bring to camp their own mountain bike to use for this merit badge Location: Ojai Classroom and COPE Course</p> <ul style="list-style-type: none"> ● Periods: All afternoon (Periods 3 and 4)
	<h2 style="text-align: center;">HORSEMANSHIP</h2> <p>Prerequisites Before or After Camp: none At Camp: all Comments: Requires a special release form which will be mailed to participating Scouts for parental signature prior to start of camp. Comments: Several days of this program will be conducted at a public riding facility in the Santa Ynez Valley. Requirements changed effective January 1, 2014. Material Cost : \$25.00 Location: Larsen Meadow</p> <ul style="list-style-type: none"> ● Periods: All morning (Periods 1 and 2)
	<h2 style="text-align: center;">PERSONAL FITNESS</h2> <p>Prerequisites Before or After Camp: 1, 6, 8 At Camp: 2, 3, 4, 5, 7, 9. Comments: Requires medical exam, dental exam, and 12 week personal fitness program. Requirements changed effective January 1, 2014. Location: Ojai Classroom and COPE Course</p> <ul style="list-style-type: none"> ● Periods: 1





COPE

A special team building challenging program for Scouts and Scouters. Test your endurance and ability and have fun while you are doing it.
Comments: Requires playing on two different team sports for a season or 4 months.
Location: COPE Course

- Periods: 3, 4, or 5



EARLY MORNING RISERS

A special program for those who need to do calisthenics and/or a run in the morning. Depending on need there may also be lap swimming at the pool on one morning. Attend four sessions during your stay and you receive a special patch.
Location: Dining Hall Patio

- Period: 6:30 am



*Check out our
COPE Course!*



The Key to Successful Merit Badge Completion at Camp

BE PREPARED! - Come to camp prepared,

- Read the Merit Badge pamphlet before coming to camp.
- Bring the pamphlet with you to camp.
- Download the Merit Badge worksheets from www.usscouts.org to document your work.
- Do the prerequisites at home before coming to camp. Document on your worksheet.
- Bring any work completed at home or special equipment with you to camp.
- Obtain a Merit Badge “blue” card from your Scoutmaster. Legibly complete information on the card to present to your camp counselor at the **first** session.
- Come to camp with the right attitude that you are going to do your best to complete all remaining requirements at camp.

A Word about Merit Badges to Scoutmasters:

Scouts get more out of merit badges by doing the prep work before coming to camp. Have Scouts complete those items which are prerequisites. Use the special worksheets that they can download as a record of work. If the Scout receives a Partial at the end of camp, these pages form the basis for what the final counselor will need to sign off. In case of questions, these completed worksheets are the main factor used to determine if a Scout receives a Merit Badge. Read the next box “A Merit Badge Horror Story” that tells the tale of one boy who nearly missed making Eagle.

A Merit Badge Horror Story:

Several years ago a Scout came to me right before his 18th birthday and needed one more merit badge. He said he had done nearly all the work for Physical Fitness, but his counselor had moved away and he was unable to get in touch with her to get his blue card to show his progress. I asked if he had done the Merit Badge worksheets. He didn't use them. How disastrous could this be? Fortunately after some research, we were able to locate the former counselor and get his blue card and notes showing progress. Next time, be sure to have your Scouts use and keep the worksheets. They prove work has been completed.



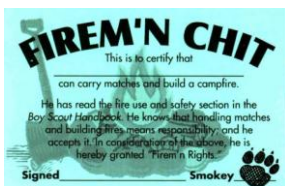
Trail to First Class

Introductory Trail

Prior to arriving at camp, Scouts should have completed their Totin-Chip and Fireman Chit requirements. If they have not completed them prior to arrival at camp, special sessions for completion are scheduled for Sunday afternoon and/or Monday during Period 5 free time.



The program is broken into five program days with one topic covered each day.



Personal Safety Awareness: Scouts will be introduced to the buddy system and the BSA's Youth Protection program. Segments of the video *It Happened to Me* will be shown and discussed as they relate to requirements Tenderfoot #9; Second Class #8b; and First Class #12. Second Class Requirement 8a cannot be completed at camp. A school program such as DARE fulfills this requirement.

First Aid requirements covered are Tenderfoot #12 and Second Class #6. (Note: *First Class First Aid Requirement 8 is covered in Period 3 Trail to First Class.*) For the Personal First Aid Kit Scouts (Second Class #6b), Scouts needs to make one at a Troop meeting or at home before arrival at camp. A limited number of kits are available in the Trading Post, but they are expensive, and they lack the experience of the boy making his own. It is not possible to complete all these requirements in a single session, but items not covered for lack of time will be covered during the Scout's time in Tenderfoot, Second Class, or First Class Trail.

Swimming requirements covered began on the first day of camp as the Scout arrives at camp and takes his initial swim test. Remaining requirements under Second Class #7 and First Class #9 are covered at the session devoted to swimming at the Camp Pool.



In the **Nature** area where Scouts will learn about local flora and fauna by completing Tenderfoot #11: Second Class #5; and First Class #6.



On Friday morning, immediately after early breakfast Scouts will leave on a **five mile hike** (Second Class #1b) covering both morning periods during which they will be given several orienteering principles to demonstrate and answer challenge questions regarding some aspects of their advancement during the week.

Counselors will work with Scouts during other program periods to reinforce the concepts taught during these sessions.



Trail to First Class

Tenderfoot Advancement

During the week Scouts for Tenderfoot advancement will work on Requirements 1, 3, 4, 5, 6, 7, 8, and 10.

Scouts will learn about proper campsite selection and gear to take on an outing. They will receive instruction on proper hiking techniques whether it is in a wilderness area or on a highway. They will do introductory knots and whippings. Scouts will work on physical fitness requirement 10a. Scouts will perform a proper raising and lowering of the flags before the camp.



Second Class Advancement



During the week Scouts working on Second Class Advancement will work on Requirements 1, 2, 3, and 4 during this period.

Scouts will be doing plenty of compass and map work in preparation for Friday's 5 mile hike. Areas reviewed include proper campsite selection, leave no trace principles, and care of knives and axes. Scouts will learn about different food safety requirements while hiking and actually prepare one lunch during the week. Scouts will participate in a flag ceremony during camp and do at least one hour of approved service on a trail project (#4).

First Class Advancement

During the week Scouts working on First Class Advancement will work on Requirements 1, 2, and 4 during this period.

Scouts will advance in their knowledge of orienteering and food handling and preparation. Using lashings and appropriate knots introduced during these sessions, Scouts will make a useful camp gadget. They will plan, make, and eat one meal using the principles taught. Additional time will be given for First Class First Aid requirements. The Scouts will be introduced to interview techniques so that they can complete Requirement 5 (and many merit badge requirements involving interviews).



Schedule

Period 1—Trail; Period 2—Tenderfoot; Period 3—First Class; Period 4—Second Class



Special Camp Programs

Early Morning Risers

This Rancho Alegre Award is given to campers and staff (adult and youth) who rise early to meet at 6:30 am for 45 minutes of exercise and running. One day will include lap swim. Participate at least three days during your stay and you can earn a special camp patch from our staff.

Paul Bunyan Woodsman Award

Study the Boy Scout Handbook and the Camping merit badge pamphlet, and demonstrate to your Scoutmaster or other qualified person the following:

1. Show that you have earned the Totin' Chip.
2. Help a Scout or patrol earn the Totin' Chip, and demonstrate to him (them) the value of proper woods-tools use on a troop camping trip.
3. With official approval and supervision, do ONE of the following:
 - a. Clear trails or fire lanes for two hours.
 - b. Trim a downed tree; cut into four-foot lengths, and stack; make a brush with branches.
 - c. Build a natural retaining wall or irrigation way to aid in a planned conservation effort.



Mile Swim

Award open to adults and youth.

1. Explain how regular exercise contributes to good health and why swimming is one of the best forms of exercise.
2. Tell what precautions and procedures a swimmer and escort must follow for distance swimming over open water.
3. Under the supervision of a currently qualified certified aquatics instructor, BSA or equivalent, participate in 4 hours of training and preparation for distance swimming (1 hour a day maximum).
4. Swim one mile over a measured course that has been approved by the trained instructor who will supervise the swim.



World Conservation Award

You can earn this award by earning the following merit badges:

1. Environmental Science Merit Badge
2. Either Soil and Water Conservation or Fish and Wildlife Merit Badge.
3. Citizenship in the World Merit Badge



Special Camp Programs

Special times have been set aside for Scouts who need to qualify on the Totin' Chip or Firem'n Chit requirements. Come to Scoutcraft during Orientation Period on your first day in camp or on Monday during Period 5.

Totin' Chip

This certification grants a Scout the right to carry and use woods tools. The Scout must show his Scout leader, or someone designated by his leader, that he understands his responsibility to do the following:

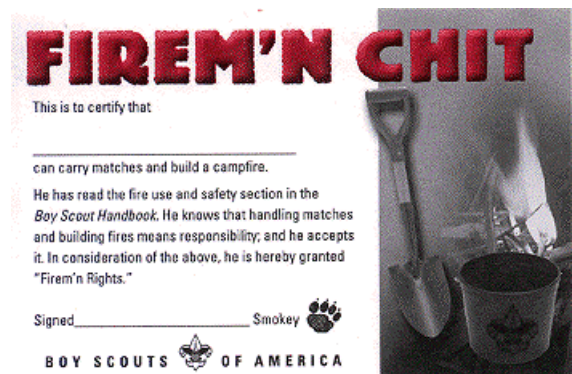
1. Read and understand woods tools use and safety rules from the *Boy Scout Handbook*.
2. Demonstrate proper handling, care, and use of the pocket knife, ax, and saw.
3. Use knife, ax, and saw as tools, not playthings.
4. Respect all safety rules to protect others.
5. Respect property. Cut living and dead trees only with permission and good reason.
6. Subscribe to the Outdoor Code.



The Scout's "Totin' Rights" can be taken from him if he fails in his responsibility.

Firem'n Chit

1. I have read and understand fire use and safety rules from the BOY SCOUT HANDBOOK.
2. I will secure necessary permit (regulations vary by locality).
3. All flammable vegetation to be clear at least 5 feet in all directions from fire (total 10 feet).
4. Fire must be attended to at all times.
5. Have fire-fighting tools readily available (water and/or shovel)
6. Fire to be cold out before leaving.
7. I subscribe to the Outdoor Code and Leave-No-Trace.



I realize that my "Firem'n Rights" can be taken from me if I fail in my responsibility.



Special Adult Programs

Every day between 10:00 and 11:30 adults are invited to the Dining Hall for a short informational presentation and refreshments. Our camp staff wants to hear from you about what you and your Scouts like about the camp, but we also want to provide you with the tools to do your job more effectively and safely. Many of the programs that we will be offering are required for certain activities in which you wish to obtain a Tour Permit. Each morning at breakfast the training subject will be announced for the day. We look forward to seeing you then for some refreshments and networking. We appreciate you taking the time from your busy schedule to be with the Scouts this week.

Youth Protection Training for Adults
Safe Swim Defense and Safety Afloat
Weather Safety Training
Climb on Safely and Trek Safety
Leave No Trace Principles

We are working with the Council's Training Team to present an Introduction to Outdoor Leader Skills during camp. More information will be sent later.

Scoutmaster Iron Man Competition



Adults are invited to participate in our afternoon Triathlon. The winner will receive breakfast in bed on Saturday morning served by our Camp Staff. Normally this event is held during Period 5 (4 pm) on Thursday at the Swimming Pool (lap swimming completion; at the Archery Range for some target practice; and then finally to the Low COPE course for some challenging activities that the Scouts have been learning during the week.

It's a great fun activity and all are encouraged to come out & cheer on their leader.



The Top 10 Reasons You Should Bring Your Troop to Rancho Alegre in 2015

10. You don't have to drive 5 hours or more or take a boat to get there!
9. Adult leaders can rotate out mid-week, and you won't need to mortgage the homestead to buy the gasoline to get to Rancho Alegre.
8. Our campsites are large, shaded, and they're not all uphill!
7. We offer over 30 merit badges (including most of the Eagle required ones), as well as really unique ones most camps don't offer (see our camp program description on our website: www.lpcbsa.org)
6. We have a friendly, well trained staff that is here to serve your needs.
5. Our senior camp staff managers have over 125 years of combined experience! And.....they still love what they do.
4. You can pre-register your Scouts for their Merit Badges and Trail to First Class requirements easily and quickly, and be given an individual schedule for each of your boys when they arrive at Camp.
3. Our food is simply great! Pizza for lunch, tri-tip for dinner, a Chuckwagon Feast, are all just part of the best camp food in the Western United States
2. Our basic camp fee of \$350 is among the lowest fees in Central and Southern California

**AND THE NUMBER ON REASON TO BRING YOUR
TROOP TO RANCHO ALEGRE IN 2015 IS.....**

OUR MOTTO:

You bring the Scouts, We'll Bring the Fun and Adventure!

Rancho Alegre.....you'll be back



Other Summer Camp Programs

- Leader Safety Day
- Wilderness First Aid
- Lifeguard Academy
- Aquatic Supervision Training
- Cub Scout Day Camp
- Cub Scout/Family Resident Camp
- National Youth Leadership Training
- Philmont Trek Expeditions

For information about any of these programs, check out the Los Padres Council website at www.lpcbsa.org. If you or your Scouts are interested in any of these activities, contact Ron Walsh at Rancho Alegre (686-5167) or rwalsh@bsaemail.org.





Join us for **Nordic Adventure**
at Rancho Alegre
during Boy Scout Advancement Week
Session



July 12—18, 2015
Sunday afternoon through Saturday morning

